



**Art** for the end of the year.....or any day. 😊 for being great students all year! I wish you the best for Summer and next year!



Week 8-9 continued (which is the last week of school and students will begin turning in their laptops during the last week of school so continue this activity until the last day. 😊):




- poin·til·lism



- 'pwän(t)əlizm, 'poin(t)l,izəm/  
*noun*

1. a technique of neo-impressionist painting using tiny dots of various pure colors, which become blended in the viewer's eye. It was developed by Georges Seurat with the aim of producing a greater degree of luminosity and brilliance of color.

Google Definition---



The Art Institute of Chicago

Google Arts & Culture : A Sunday Afternoon on the Island of La Grande Jatte

Painting by Georges Seurat

A Sunday Afternoon on the Island of La Grande Jatte painted in 1884, is one of Georges Seurat's most famous works. It is a leading example of pointillist technique, executed on a large canvas. [Wikipedia](#)

**Artist:** [Georges Seurat](#)

**Dimensions:** 6' 10" x 10' 1"

**Medium:** Oil on canvas

**Created:** 1884–1886

**Locations:** [Art Institute of Chicago \(1926–1958\)](#), [Art Institute of Chicago](#)

**Periods:** [Pointillism](#), [Neo-impressionism](#), [Modern art](#), [Post-Impressionism](#)

### Some Facts About [Georges Seurat](#):



Wikipedia, retrieved on 3/26/2014, from [http://commons.wikimedia.org/wiki/File:Georges\\_Seurat\\_1888.jpg](http://commons.wikimedia.org/wiki/File:Georges_Seurat_1888.jpg)

- He was a French Neo-Impressionist painter in the late 19th Century. He was born in 1859 and died in 1891.
- He believed that the artist could create mood, harmony and emotion in art by using colors and lines.
- He painted using small distinct dots of colors directly on the canvas, without mixing the paint. This way when you stand a distance away, the dots seem to blend in into the desired color.

His style of painting is called Pointillism. If you look closely at his paintings you will see that they are made out of many tiny dots.

**Assignment for the last 2 weeks : Please watch the videos first and then do the assignment in Red, if they finish early there is a district assigned art assignment they can do with Collage ( see below on next page):**

<https://safeYouTube.net/w/mZQD>

~ Video on what is Pointillism?:

<https://safeYouTube.net/w/vjOD>

~ Video on a time-lapse painting of someone inspired by: George Seurat style of Pointillism.

<https://safeYouTube.net/w/yvND>

**---So using Q-tips with paint, mud, coffee, You could use rocks, finger prints, little pieces of torn paper, dry beans, corn kernals, old coins etc.**

and glue to Make your own pointillism Portrait or Art piece of your house, still life or of a special place.

Ps. If the kids are finished they can work on this.. the last week, please click on link: [Art ICP 5/18 -5/22](#)